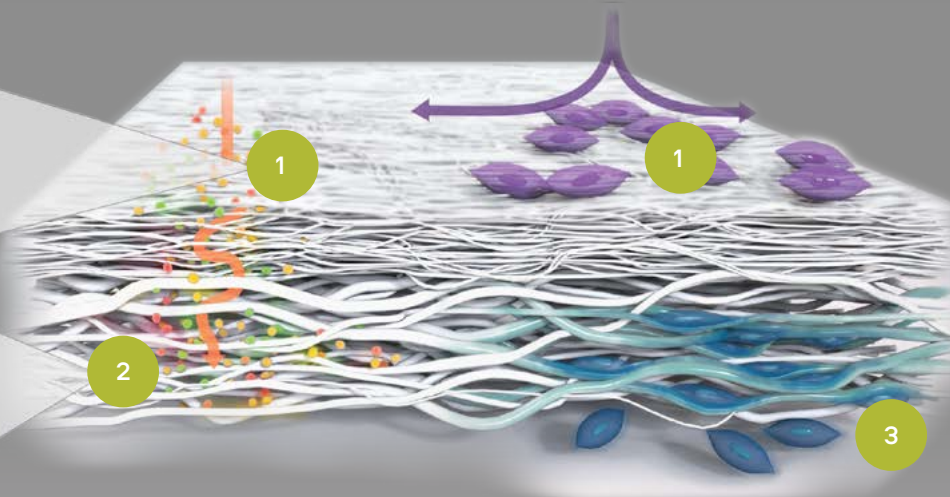




### 1. Smooth layer

Parallel arrangements of densely packed collagen bundles permits passage of fluids and nutrients but acts as a barrier to prevent the ingrowth of connective tissue




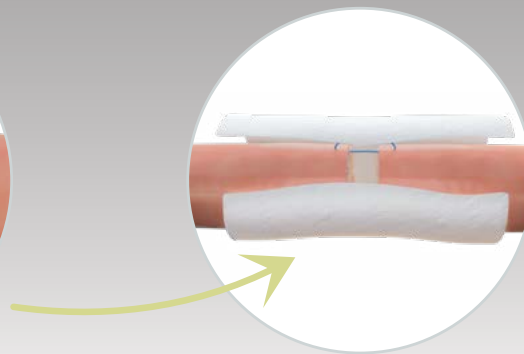
### 2. Rough/porous layer

Loosely distributed collagen bundles provides directional guidance for the regenerating axons

### 3. Tissue remodelling

Guides predictable tissue repair and regeneration

Remplir easily conforms to the repair site, mimics the nerve's natural epineurium and creates a healing environment



**GUIDING PREDICTABLE  
OUTCOMES IN  
PERIPHERAL  
NERVE REPAIR**



For more information please visit:

orthocell.com | +61 8 9360 2888 | info@orthocell.com